



**BULLARD
BOLLARDS**
Think Bollard Think Bullard

MAXI BUNNY LINE 600 (INGROUND LUMINAIRES)





**BULLARD
BOLLARDS**
Think Bullard Think Bullard

CODE:
BB-001546.NGMTTUNEL-GH

FIXTURE TYPE: _____

PROJECT NAME: _____

NOTES:



GENERAL INFORMATION:

The Maxi Bunny Line 600 is a compact yet powerful linear inground LED luminaire engineered for precise architectural and tunnel lighting applications. Manufactured from extruded aluminum EN AW-6060 T5 with die-cast aluminum components and protected by an 8 mm tempered glass diffuser, it ensures high resistance to oxidation and harsh outdoor conditions, supported by an IP67 rating. Available with a broad range of beam angles—including narrow, medium, symmetric, asymmetric, and wall-washer distributions—it delivers controlled and uniform illumination for façades, structural elements, and landscaped spaces. Operating on 24V DC with a remote driver configuration and offering dimming options such as Non-dimmable, 0–10V, Casambi, and DALI, the Maxi Bunny Line 600 combines high visual comfort, minimalist design, and dependable long-term performance, backed by a 5-year warranty.

LIGHTING:

LED 

VOLTAGE:

110-277V 

GASKETS:

Silicone gaskets

FIXTURE TYPE:

Inground Luminaires

MATERIAL:

Extruded aluminum EN AW-6060 T5 high resistance to oxidation,
Die-cast aluminum EN AB 44100 highly resistant to oxidation

EXTERNAL SCREWS:

Stainless steel A4-70 treated with highly antioxidant water-repellent
lubricating solution

DIFFUSER MATERIAL:

Tempered glass 8mm

IP RATING:

IP 67 

THINK BOLLARD - THINK BULLARD

sales@gordonbullard.com
www.bullardbollards.com
1-877-964-4646



991 South Gull Lake Dr
Richland, MI 49083
USA



**BULLARD
BOLLARDS**
Think Bullard Think Bullard



CODE:

BB-001546.NGMTTUNEL-GH

FIXTURE TYPE: _____

PROJECT NAME: _____

NOTES:



APPLINCE CLASS:

|||

OPERATION RANGE:

24 V DC

DRIVER POSITION:

Remote

CRI:

>90

CABLE ENTRY / CABLE TYPE:

Brass cable gland M12 Ø 3.5/7 mm / FR5FOEM7-AD8 2x0.5mm2

CORD LENGTH:

0.5m

LIGHT DISTRIBUTION:

12° - Symmetrical narrow beam ($\leq 15^\circ$)
25° - Symmetrical medium flood ($15^\circ - 45^\circ$)
50° - Symmetrical wide beam ($45^\circ - 125^\circ$)
14° x 47° - 2 Axis symmetrical
78° x 47° - Asymmetric flood (wall washer)
69° x 139° - 2 Axis symmetrical

BEAM DIRECTIONABILITY:

Fixed optics

OPTICS:

Anti UV technopolymer lens

WARRANTY:

LED lighting products are warranted for 5 years.

MAIN FEATURES:

High visual comfort / Wide range of finishes
Functional design / Minimal design
Shock resistant / Operating Temperature: $-22^\circ\text{F} \sim 122^\circ\text{F}$

FINISH OPTIONS:

Glass

THINK BOLLARD - THINK BULLARD

sales@gordonbullard.com

www.bullardbollards.com

1-877-964-4646



991 South Gull Lake Dr

Richland, MI 49083

USA


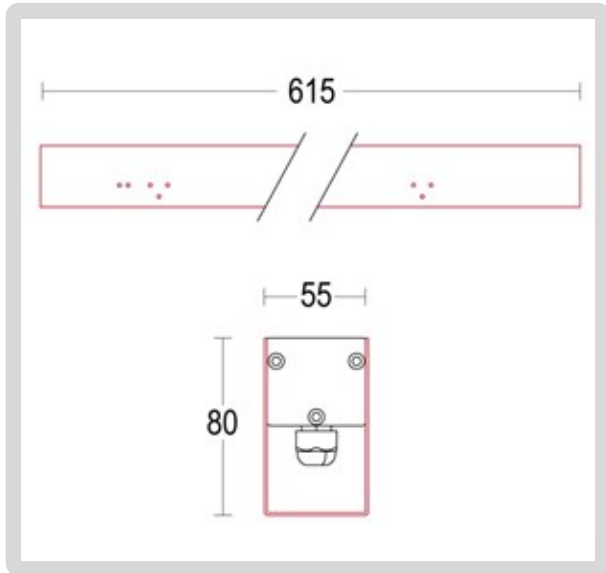


**BULLARD
BOLLARDS**
Think Bullard Think Bullard

**CODE:
BB-001546.NGM TTUNEL-GH**

FIXTURE TYPE: _____

PROJECT NAME: _____



HOW TO ORDER:

CODE:

Example:
CODE: BB-001546.NGM TTUNEL-GH-B3-L3-DIM-AC434

BB-001546.NGM
TTUNEL-GH-B3-
L3-DIM-AC434

1 DIMENSIONS:

- A) Recessed depth - Ø: 3.15" (8 cm)
B) Length - L: 24.21" (61.5 cm)
C) Width - W: 2.17" (5.5 cm)

2 BEAM ANGLE:

- B1 12°
-B2 25°
-B3 50°
-B4 14° x 47°
-B5 78° x 47°
-B6 69° x 139°

3 LIGHT SOURCE:

- L1 1 x 26.6W | 2700-6500K | 1 x 2746 lm (ONLY FOR 25°)
-L2 1 x 18W | 3000K | 1 x 1752 lm (FOR ALL BEAM ANGLES)
-L3 1 x 25.2W | 3000K | 1 x 2352 lm (FOR ALL BEAM ANGLES)
-L4 1 x 18W | 4000K | 1 x 1944 lm (FOR ALL BEAM ANGLES)
-L5 1 x 25.2W | 4000K | 1 x 2616 lm (FOR ALL BEAM ANGLES)
-L6 1 x 7.98W | 3000K | 1 x 952 lm (ONLY 69° X 139°)
-L7 1 x 12W | 3000K | 1 x 1284 lm (ONLY 69° X 139°)
-L8 1 x 7.98W | 4000K | 1 x 1047 lm (ONLY 69° X 139°)
-L9 1 x 12W | 4000K | 1 x 1328 lm (ONLY 69° X 139°)

4 DIMMING OPTIONS:

- NON NON-Dimmable
-DIM 0-10V
-CAS Casambi
-DAL Dali

THINK BOLLARD - THINK BULLARD

sales@gordonbullard.com
www.bullardbollards.com
1-877-964-4646



991 South Gull Lake Dr
Richland, MI 49083
USA

Due to the dynamic nature of lighting products and the associated technologies, luminaire data on all specification sheets is subject to change at the discretion of Gordon Bullard LLC and associated companies.

©2026 All Rights Reserved

Updated 02/18/2026


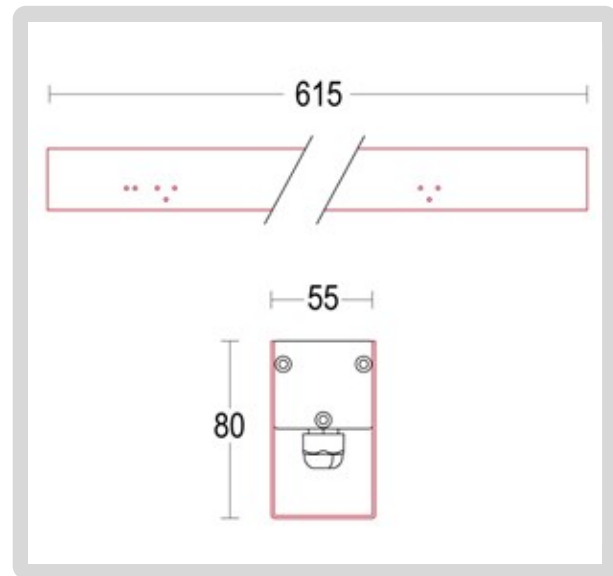


**BULLARD
BOLLARDS**
Think Bullard Think Bullard

CODE:
BB-001546.NGMTTUNEL-GH

FIXTURE TYPE: _____

PROJECT NAME: _____



HOW TO ORDER:

CODE:

Example:
CODE: BB-001546.NGMTTUNEL-GH-B3-L3-DIM-AC434

BB-001546.NGMTTUNEL-GH-B3-L3-DIM-AC434

6

ACCESSORIES:

-AC204

IP 68 fast connector 4P



-AC205-IP66

IP66 remote power supply box



-AC279

IP 68 connector for through wiring 4P




-AC434

Rough-in housing 600mm



-AC551

Extraction tool Traccia



-AC536

Anti glare louver 600mm



(FOR 12° / 25° / 50° /
69° x 139° / 14° x 47°)

THINK BOLLARD - THINK BULLARD

sales@gordonbullard.com

www.bullardbollards.com

1-877-964-4646



991 South Gull Lake Dr

Richland, MI 49083

USA